



Motorized feed carts

Specially designed to facilitate
feed distribution.



Motorized feed cart

Supercart

The Supercart is a motorized feeder cart specially designed to facilitate feed distribution (silage or TMR)!

All the components of the motorized feeder cart have been designed to give you the best performance!

Benefits

- ✓ Abrasion-resistant UHMW trough protector
- ✓ High performance steering system
- ✓ Protective guard
- ✓ Anti-vibration motor base
- ✓ Easy access refuelling cap
- ✓ Parking brakes

Options

- // Removable trough
- // Weighing system
- // Seat for motorized cart
- // Puncture proof steering tires
- // Traction tires (tractor type)
- // TMR beaters (models 530 and 542)

Features

Honda motor

Adjustable deflector

Auger trough lined with UHMW polymer


High hydrostatic pump performance

Choice of steering tires
(pneumatic/anti-puncture)

Direct drive by 2 wheel motors

**Highly durable for
minimum maintenance!**






Redesigned beaters


The powerful beaters have been completely redesigned for maximum performance in the coarsest silages and TMRs.

*Optional on certain models.



Equipped with a powerful, durable and efficient Honda engine

The engine guard is designed to prevent silage or gasoline from settling between the engine block and the muffler. It also protects the operator from burns.



More robust, less maintenance

The drive wheels are now mounted directly on motor-wheels with a capacity of 3250 lb (1500 kg).



Tires and wheels

Different models of anti-puncture tires are available. The drive wheels can be fitted with all-terrain, puncture-proof or tractor-type tires.



Access doors

Mounted on hinges, they provide quick access for maintenance.

Oil filter

Protects all hydraulic components.

Floor

The supercart floor is bolted, so it can be easily removed.

Unloading options

The Supercart is available in a range of unloading options to suit everyone's needs.

SUPERCART VA

With right discharge auger

The VA model is equipped with a twelve (12) inch sturdy discharge auger (right hand discharge only) for a fast and uniform unloading of the ration.

The U trough is lined with an abrasion resistant polymer liner (UHMW).



SUPERCART CC

Left/right discharge by conveyor

The CC model features a cross conveyor driven by a sturdy reversible gearbox that allows unloading on either side of the cart for more flexibility.

Foot operated, all the components are underneath the cart to eliminate damage from curbs and doorways.

Angled-iron paddle design reduces conveyor speed and extends chain life.



SUPERCART HT

High discharge

Specially designed for elevated mangers, the HT model features an inclined bottom section and twin discharge augers to evenly discharge the ration (right side only).

A 16" long slide is supplied with the cart to carry the feed further away if needed. The bottom of the discharge opening is 40" from the floor.





ELECTRIC SUPERCART

100% electric, fume-free



Exclusive to Valmetal, the Electric Supercart has been designed and built to be durable with less maintenance, a high degree of autonomy but also 100% environmentally friendly!

Options

- // Removable trough
- // Seat
- // Traction tires (tractor type)
- // Traction tires (tractor type) + urethane filler

Specifications

Model	Overall length	Overall width	Overall height	Interior box dimension	Machine Weight
530	82" (208 cm)	33" (84 cm)	60" (150 cm)	38 ft ³ (1,08 m ³)	980 lb (445 kg)
542	88" (224 cm)	37" (94 cm)	64" (160 cm)	54 ft ³ (1,53 m ³)	1080 lb (490 kg)
960	100" (254 cm)	45" (114 cm)	64" (160 cm)	77 ft ³ (2,18 m ³)	1440 lb (653 kg)
975	116" (295 cm)	45" (114 cm)	64" (160 cm)	96 ft ³ (2,72 m ³)	1645 lb (748 kg)

Motorized feed cart

Hydraucart

The Hydraucart is a feeding cart specially designed for narrow spaces, thanks to its wheel layout.

Available only in the VA model, the right-hand unloading auger ensures fast, uniform ration distribution!

Benefits

- ✓ Easy handling
- ✓ Simple, efficient, low-maintenance mechanics
- ✓ Ergonomic layout of control levers and pedals, making work easier for the operator.

Options

- // Electric starter with 12VDC battery (model 962 only)
- // Puncture proof steering tires
- // Puncture proof traction tires
- // TMR beaters (models 532 and 544)

Features

Honda 5.5 Hp. motor
(models 532 and 544)

Honda 9 Hp. motor (model 962)

High-performance hydrostatic pump

Hydraulic oil filtration system

Direct drive via 2 hydraulic motors


TMR batteries as standard
(model 962 only)

Bolted floor

Seat

**The easy-to-handle
Hydraucart is ideal for
small farms.**






Spiral beaters

The spiral beater regulates the flow of feed and eliminates risks of bridging, no matter the condition of silage.



Drive wheels

The drive wheels are directly driven by two hydraulic motors. These are powered by a powerful hydrostatic pump, eliminating the need for a differential or high-maintenance transmission.



Drive

This drive technique and the use of top-quality mechanical components make the Hydraucart a simple yet highly effective machine!



Rotation axes

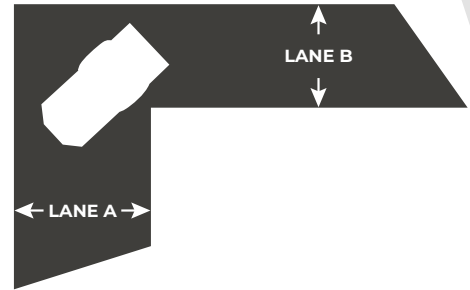
Strategically placed near the center of the tank, the wheel arrangement ensures a minimum turning radius for narrow aisles!

Specifications

Model	Overall length	Overall width	Overall height	Interior box dimension	Machine Weight
532	87" (221 cm)	35" (89 cm)	64" (163 cm)	45 pi ³ (1,28 m ³)	860 lb (390 kg)
544	93" (236 cm)	39" (99 cm)	64" (163 cm)	55 pi ³ (1,56 m ³)	944 lb (428 kg)
962	108" (274 cm)	44" (112 cm)	64" (163 cm)	70 pi ³ (1,98 m ³)	1300 lb (590 kg)

Minimum required width of aisles to allow the **Supercart** turn

- If $A + B = 9$ feet (274 cm), a model 530 or E.30 will turn comfortably
- If $A + B = 10$ feet (304 cm), a model 542 or E.42 will turn comfortably
- If $A + B = 12$ feet (366 cm), a model 960 or E.60 will turn comfortably
- If $A + B = 13$ feet (396 cm), a model 975 will turn comfortably



530		542		960		975	
A	B	A	B	A	B	A	B
44" (112 cm)	62" (158 cm)	48" (122 cm)	66" (168 cm)	58" (147 cm)	76" (193 cm)	58" (147 cm)	100" (254 cm)
48" (122 cm)	58" (147 cm)	52" (132 cm)	62" (158 cm)	64" (163 cm)	72" (183 cm)	62" (158 cm)	96" (244 cm)
52" (132 cm)	54" (137 cm)	56" (142 cm)	58" (147 cm)	70" (178 cm)	70" (178 cm)	66" (168 cm)	90" (229 cm)

Minimum required width of aisles to allow the **Hydraucart** turn

532		544		962	
A	B	A	B	A	B
54" (137 cm)	62" (158 cm)	60" (152 cm)	62" (158 cm)	72" (183 cm)	64" (163 cm)
56" (142 cm)	60" (152 cm)	62" (158 cm)	58" (147 cm)	74" (188 cm)	62" (158 cm)
58" (147 cm)	56" (142 cm)	64" (163 cm)	56" (142 cm)	76" (193 cm)	60" (152 cm)
60" (152 cm)	52" (132 cm)	66" (168 cm)	54" (137 cm)	78" (198 cm)	58" (147 cm)
62" (158 cm)	50" (127 cm)	68" (173 cm)	52" (132 cm)	80" (203 cm)	56" (142 cm)

Specifications, descriptions and illustrative material in this literature are as accurate as known at the time of publication, but are subject to change without prior notice. Illustrations may include optional equipment and accessories, and may not include all standard equipment.



CANADA
Quebec

UNITED STATES
Wisconsin
California

info@valmetal.com