




# Silo unloaders

Efficient management of your silage.



# Which type of silo unloader is best suited to my needs?



## Elements to consider

- Size
- Filling distribution

### CENTRAL V-2000

- ✓ 20-30 ft
- ✓ Inverse operation of unloader places feed in even layers during filling
- ✓ Ultra-high capacity
- ✓ Top unloading with bottom discharge via central chimney

### HYBRID

- ✓ 22-30 ft
- ✓ Central distributor or side-fill distributor options
- ✓ Conventional ring drive model for large silos

### ENDURA-FLO

- ✓ 12-26 ft
- ✓ Central distributor or side-fill distributor options
- ✓ Conventional ring drive model for most sizes

### POW'R RING

- ✓ 14-24 ft
- ✓ Side-fill option
- ✓ Twin-auger ring drive unloader that works with any existing suspension system

### MAGNUM SURFACE DRIVE

- ✓ 12-30 ft
- ✓ Side-fill option
- ✓ Economical and proven twin-auger surface drive model

### GRAIN-O-MATIC

- ✓ 12-30 ft
- ✓ No distribution
- ✓ Bottom unloader for use in flowable grains

# Accessories & Options

The side-fill distributor is economical and requires no setup.

Magnum Surface Drive | Pow'r Ring | Endura-Flo (with high-lift arm option) | Hybrid (with high-lift arm option)



The power distributor delivers feed evenly around the silo. The swing-away mount makes setup easy.

Endura-Flo | Hybrid



**Heavy duty hoist**

- Manual, electric or automatic
- RH or LH versions



## Controls

From basic controls to auto-lowering to fully automated, Valmetal makes controls for every situation. Optional in-silo remote with hoist control shown. *\*All Valmetal controls are CSA/UL approved.*

## Hexapod suspension 12-30 ft, special versions for steel silos

V-2000 Central | Endura-Flo | Hybrid | Pow'r Ring (with wall-to-wall option)

## Tripod suspension 12-30 ft

Magnum Surface Drive | Pow'r Ring



## Collector rings for top unloaders

This critical component carries the weight of the silo unloader while transmitting power to the main motor.



The 3-band horizontal collector with double power brushes is rugged and dependable.

Magnum Surface Drive - Pow'r Ring - Endura-Flo (optional)



The vertical collector is available in 3,4 or 5 conductors for single phase, 3-phase and for independent switching of the ring drive motor.

Hybrid - Endura-Flo

# Silo unloader & distributor

## CENTRAL V-2000

Unloads quickly by gravity via the central chimney that self-forms during filling, offering unbeatable performance.

### Features

Direct auger drive via powerful helical gearbox

16" (41 cm) auger for maximum capacity

Large diameter ring ensures smooth operation


Hermetically sealed industrial collector ring


Automated winch

### Benefits

- ✓ 2-in-1: unloader and distributor.
- ✓ Low maintenance: design minimizes parts and eliminates blowers, pulleys and belts.
- ✓ Less climbing in the silo: no blower means no doors to change.
- ✓ Excellent distribution as the auger spreads silage evenly right up to the wall during filling.
- ✓ Easy operation: complete control via the main panel.

**Designed for fast handling of high volumes during filling and unloading.**






### 16-inch (41 cm) heavy-duty auger

Made of 5/16" (8 mm) thick steel welded to a 4" (10 cm) heavy wall tube. End of auger is fitted with high-carbon steel knives, hardened and sharpened to chew through frozen silage.



### Independent ring drive

Rotates the unloader in the silo; industrial coupling between the motor and the gearbox ensures a positive drive.



### Totally enclosed collector ring

Electrical power is transferred from the stationary to the rotating part of the machine by extra-large brushes and thick copper alloy rings. Large taper roller bearings inside the housing support the machine.



### Direct drive

Direct-drive gearbox with high-performance helical gears drives the 16-inch diameter (41 cm) auger; eliminates belts and pulleys for greater efficiency and less maintenance.

## Controls

### The V-2000 central unloader control puts you in command

#### Main panel

Controls all functions of the unloader/distributor, the motorized winch (up/down), and the discharge conveyor.

#### Filling monitor

With remote control, audible alarm, and indicator light to control the machine from the filling area.



# Silo unloader & distributor

## ENDURA-FLO

With its heavy construction, improved auger and blower, the Endura-Flo is a high capacity, reliable silo unloader.

### Benefits

- ✓ 2 in 1: unloader and distributor.
- ✓ Many parts (shroud, panels, etc.) in stainless steel for long life.
- ✓ Large drive ring with rigid splice.
- ✓ The wide wall-to-wall hexapod suspension ensures the surface stays level at all times.

### Features

Collector ring: 3, 4 or 5-wire vertical, 3-wire horizontal

Fiberglass chute with stainless steel wear band


High density plastic wheels on stainless steel axles

Multiple ring drive choices: shaft drive, Independent (3-wire 1 -PH, 4 -wire 1 -PH, 3 -PH)

High-Lift arms for side-fill distributors


Reversible drive ring

**Dependability from  
top to bottom!**



## HD drive system

- All the power of the main motor is used to drive the auger and the turbine.
- Only the small drive motor operates during filling.
- Starts without any issues thanks to the independent ring drive option.




## Improved auger

- 10" (25.5 cm) diameter auger on a 4" (10 cm) tube to provide maximum rigidity
- Extra-thick flighting ends
- Hardened steel knives
- Kicker at blower

## High performance blower

- 1/4" (6 mm) stainless steel wrapper
- Stainless steel blower sides (option)
- High-capacity stainless cups
- Angled impeller arms
- Arms can operate either fixed or swinging
- Cast-flange bearings



## Swing-away distributor

Power or gravity versions

# Silo unloader & distributor

## HYBRID

Its extra-large drive ring and powerful impeller deliver high-capacity unloading and distribution.

### Features

15 ft (5m) diameter drive ring for 22 & 24 ft silos (7 & 7.5 m)

19 ft (6 m) diameter drive ring for 26 & 30 ft silos (8 & 9 m)

Fully enclosed CSA-approved collector ring

Independent ring drive

Double-belt pulley system

### Benefits

- ✓ 2 in 1: unloader and distributor.
- ✓ Uniform silage distribution.
- ✓ Ring diameter and rotation speed are calibrated for optimum wall cleaning.
- ✓ Oversized ring reduces the strain on the ring drive gearbox and supports the weight of the auger closer to the wall.
- ✓ Trussed support arms join the ring at 6 points to ensure it stays level even in the biggest silos.

### Ideal for large diameter silos!



### Strong foundation



### Powerful impeller

28-inch (71 cm) diameter impeller with cast steel swinging paddles.



### Wall cleaner

The ductile iron chipper wheel resists impacts while removing frozen silage. The six self-sharpening hardened steel blades are bolted on for easy replacement and lower maintenance costs.

# Bottom silo unloader

## GRAIN-O-MATIC

This simple and reliable unloader for high-moisture grains features a sweep auger that rotates under the mass, providing a continuous flow of grain to the discharge auger.

### Benefits

- ✓ Simple, reliable mechanical drive.
- ✓ Constant flow at all times.
- ✓ Prevents grain from compacting on the silo floor.
- ✓ Quick speed changes.
- ✓ Easy to install and maintain.
- ✓ Drive mechanism protected by a spring-loaded clutch.

### Large unloading door

The easy-to-operate unloading door leaves plenty of space under the unloading tube to install a conveyor or other auxiliary equipment. The optional electric door opener is the perfect choice for automated feeding systems.

### Features

Choice of 3 HP or 5 HP electric motor

Primary drive via powerful speed reducer

Oversized double gearbox in center of silo

6-inch (15 cm) diameter outlet discharge auger

Heavy-gauge, fully galvanized outlet tube

Tapered pivoting auger for constant flow rate

Available for 12 to 30 ft diameter silos (4 m to 9 m)

**Unmatched for flowable grains in oxygen-limiting silos!**



# Magnum silo unloaders

## MAGNUM SURFACE DRIVE & POW'R RING

Both models offer added durability and greater protection in high wear areas, constructed of extra-durable stainless steel.

### Benefits

- ✓ Reliability and high performance.
- ✓ Requires low maintenance.
- ✓ Quick and easy conversion from feeding to filling.
- ✓ Can work with any existing tripod system, making replacement of your existing unloader easy and economical.
- ✓ Proven gearbox is filled with synthetic gear lube for optimum protection at any temperature.

### Features

Low profile collector ring with heavy-duty cast-iron housings

Self-cleaning auger grid

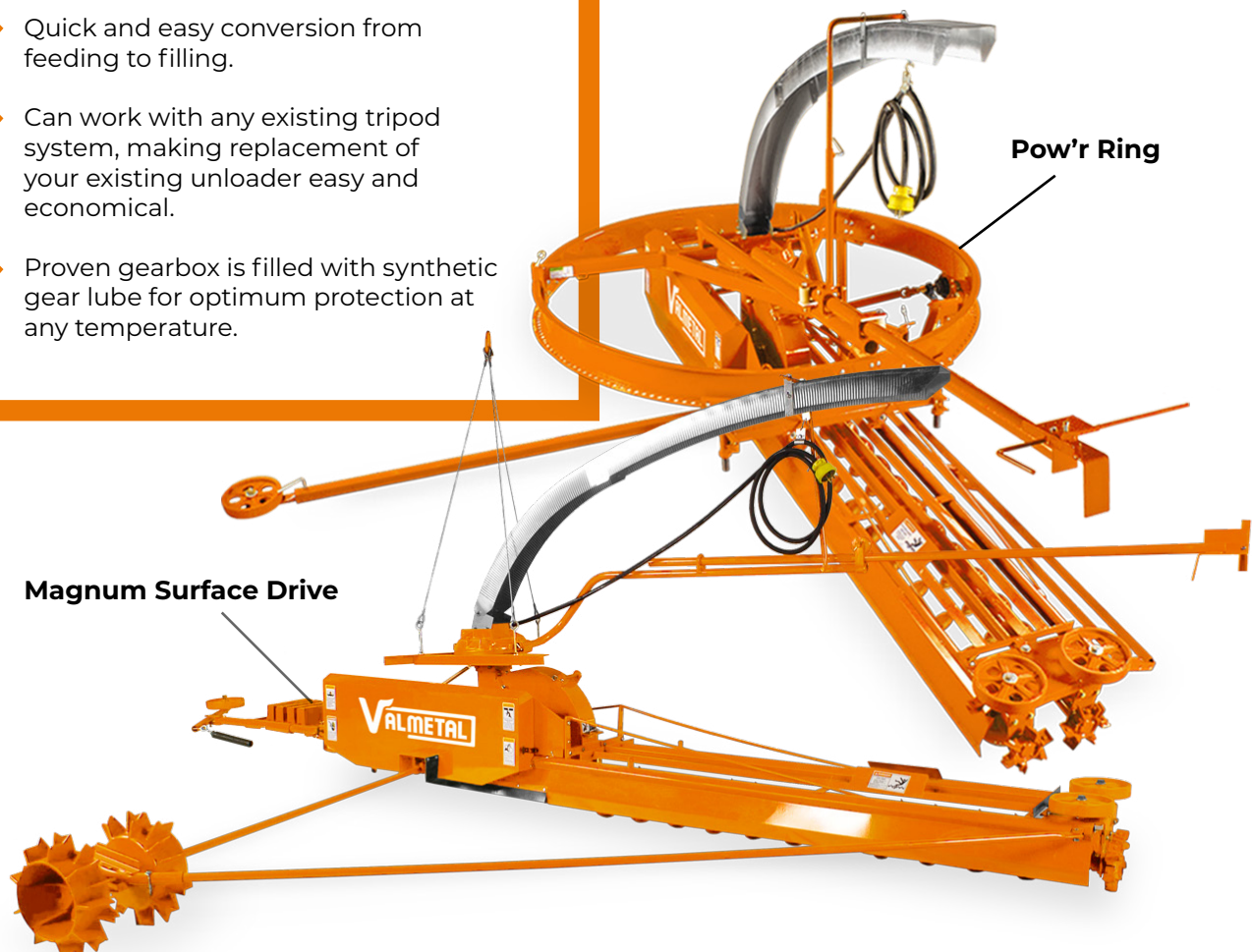
7" (18 cm) lead auger and 8" (20 cm) diameter trailing auger


Full length mounting bar for weights

Wall wheels are Individually adjustable, mounted on 3/4" (2 cm) stainless steel axles

Impeller disk features big 1 1/4" (2.5 cm) shaft.


**Famous for their simple and compact design!**





### Heavy-duty impeller

Massive ductile iron paddles in the 27" (69 cm) diameter impeller provide unmatched momentum and raw blowing power.




### Chipper wheels

Two counter-rotating assemblies shave walls clean. The self-sharpening cupped blades are reversible and replaceable.



### Sharpened & case-hardened knives

The flighting is pre-punched along the entire auger length. Carriage head bolts make knife changing faster and easier.



## Magnum Rebuild Kits

The same heavy-duty, high performance, quality parts used on your original equipment.

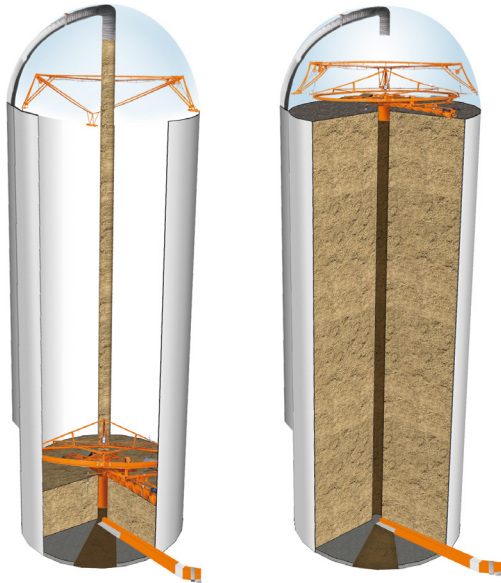
### Standard rebuild kit

- 7" (18 cm) Ø leading auger - 1/4" (6 mm) Saber-Edge flighting
- 8" (20 cm) Ø trailing auger - 1/4" (6 mm) Saber-Edge flighting
- 60 sharpened & case hardened auger knives
- 2 wall cleaners with reversible self-sharpening knives
- Heavy duty 1/4" (6 mm) steel outboard frame support
- 2 oil-impregnated bronze outboard bearings
- 2 heavy duty 10" (25 cm) wall wheels
- Lower discharge chute section, stainless steel
- Upper discharge chute section, galvanized steel

### Hi-Perform rebuild kit

It includes the same equipment as the standard kit, as well as a 27" (69 cm) hi-perform impeller, with 1/4" (6 mm) stainless steel back wrapper.

## Proper distribution during filling minimizes feed loss and maximizes feed quality.



**Distributor**

**Unloader**

University studies have repeatedly shown that the quality and preservation of silage inside the silo are greatly influenced by the distribution method used during filling.

To achieve good compaction and better fermentation, the material must be evenly distributed inside the silo in a slight inverted cone shape, from bottom to top. This is exactly the type of filling you will get with one of our **distributor/unloader** models: the Endura-Flo or Hybrid top unloaders with power distributor, or the V-2000 Central unloader.

### **V-2000 Central Unloader**

The V-2000 starts at the bottom of the silo during filling. The auger distributes feed out to the wall and the machine automatically raises as the silo fills, producing extremely uniform distribution while forming the central chimney for unloading.

## **Both unloader & distributor**

The optional center-fill distributor is recommended for your Endura-Flo or Hybrid ring drive unloader. In filling mode, the central deflector slowly rotates to deliver feed evenly around the silo. The powered version is recommended for larger silos, it features a paddle wheel to throw feed further towards the wall.

Specifications, descriptions and illustrative material in this literature are as accurate as known at the time of publication, but are subject to change without prior notice. Illustrations may include optional equipment and accessories, and may not include all standard equipment.



CANADA  
Quebec

UNITED STATES  
Wisconsin  
California

[info@valmetal.com](mailto:info@valmetal.com)

13C72-0038 (07-2024)