



BEDDING CHOPPER

**THE BEDDING WILL NEVER BE A
CHORE ANYMORE!**



VALMETAL



BEDDING CHOPPER

The reliable and low maintenance self-propelled Bedding Chopper chops and spreads straw or hay easily and efficiently at very low cost.

THE VALMETAL BEDDING CHOPPER IS PACKED WITH FEATURES:



THE LARGE CAPACITY TUB



The 48" Ø (122 cm) tub means fewer trips to the filling station since it can handle up to 4 small bales or large chunks of big bales.

The tub is equipped with a long-lasting UHMW bottom seal to keep dust and material contained.

EASY SPREADING

The powered drive wheels makes running the unit effortless. The operator has full control of the speed as he walks behind the machine.

Two adjustable flaps located at the exit of the chopper direct the bedding at the desired distance, up to 17' (5 m) from the machine.




HEAVY-DUTY GRATE

All models come with a heavy-duty grate for standard chop lengths, and a fine-cut grate is available as an option.

HIGH-QUALITY HONDA ENGINE

The Bedding Chopper is equipped with a high-quality Honda engine mounted on anti-vibration mounts, ensuring unparalleled performance.



POWERFUL CHOPPING

The spiral design of the knife rotor shaft delivers smooth operation and a steady flow of bedding with less horsepower.

The 68 knife rotor produces a clean and precise chop, while the reversible mounting keeps maintenance costs low. The knives are pre-assembled in sets of four on smooth spacer discs, making replacement or reversing quick and easy.



FLOTRAC



The Valmetal Flotrac possesses all the same characteristics of the regular self-propelled Bedding Chopper but this model is equipped with special floatation wheels. Flotrac was originally developed specifically for poultry barns (turkeys, ducks, chickens, ...) but its great manoeuvrability makes it the perfect choice even for beef lots and dairy cow pens.



The three large tractor-type, low-pressure tires provide great traction in all conditions, and the powerful hydrostatic pump easily handles heavy loads. The throttle control is mounted on the handlebar for safe and easy operator control. The wide handlebar provides maximum stability and optimal manoeuvrability.



ALSO AVAILABLE




**CONICAL EXTENSION
FOR EXTRA CAPACITY.**



**BEDDING CHOPPER 28"Ø
(71 CM) FOR SMALL
SQUARE BALES.**



**28"Ø (71 CM) AND 48"Ø
(122 CM) STATIONARY MODELS.**



**POWER TAKE-OFF (PTO)
DRIVE.**

TECHNICAL SPECIFICATIONS

| MODEL | LENGTH | WIDTH | HEIGHT | WEIGHT | TUB DIAMETER |
|--|------------------|-----------------|-----------------|---------------------|-------------------|
| Bedding chopper 48" Ø (122 cm) | 90" (228 cm) | 52" (130 cm) | 62" (158 cm) | 850 lb (386 kg) | 48" Ø (122 cm) |
| Flotrac 48" Ø (122 cm) | 101" (257 cm) | 52" (130 cm) | 63" (160 cm) | 1063 lb (482 kg) | 48" Ø (122 cm) |
| Bedding chopper 28" Ø (71 cm) | 61" (154 cm) | 42" (107 cm) | 66" (167 cm) | 625 lb (283 kg) | 28" Ø (71 cm) |

Specifications, descriptions and illustrative material in this literature are as accurate as known at the time of publication, but are subject to change without prior notice. Illustrations may include optional equipment and accessories, and may not include all standard equipment.

YOUR LOCAL DEALER:



230, boulevard Industriel
Saint-Germain-de-Grantham
(Quebec) J0C 1K0 Canada
Tel : 819 395-4282
Fax : 819 395-2030



15497 State Hwy 131
Tomah, WI 54660
United States
Tel: (608) 374-2206
Fax: (608) 374-2302

info@valmetal.com

13C72-0068