

Beddingcart

Motorized bedding cart



Benefits

- ✓ The unloading auger is located at the rear end of the cart, closer to the driver for easier visual access.
- ✓ The floor goes up at an angle to the discharge auger for better retention of the material.
- ✓ Bedding can either be dropped next to the cart or be spread up to a distance of 8' (2.4 m).
- ✓ Ensures a regular and controlled flow of material.



Specially designed for distributing all types of litter, the Beddingcart is available in three models.

Features


- 13 HP Honda motor with electric starter
- High performance hydrostatic pump
- Centrifugal clutch allowing free starting of the motor
- Hydraulic oil filtration system
- Direct drive traction by 2 hydraulic motors
- Auger trough lined with UHMW polymer
- Flat-free steering wheels



Powerful impeller


The bedding can be dropped directly onto the ground next to the cart or using the powerful 18" (46 cm) diameter impeller, capable of projecting up to a distance of 8' (2.4 m). An action that remains safe for animals.

The impeller is powered by a hydraulic motor mounted on a hand-lever which allows it to be positioned manually under the cart if necessary.



TMR beaters

Two heavy-duty TMR-type beaters regulate the quantity of material going to the discharge auger.




Motor

The engine is mounted on the step, surrounded by a guard to protect it and also protect the operator against burns.



Drive wheels mounted on wheel motors

No axle! The drive wheels are mounted on wheel motors for less maintenance and more power.



Drive

The hydrostatic transmission and the hydraulic pump are directly driven by the Honda engine, no belt.



Control valve

The hydraulic pump provides power to a control valve to operate independently the conveyor, beaters and propeller.

Options

- // Flat-free traction tires
- // Tractor type tires
- // Tractor type tires with urethane filling

Specifications

Model	Length	Width	Width (retracted propeller)	Height	Capacity
940	90" (228 cm)	62" (156 cm)	40" (100 cm)	66" (168 cm)	40 ft ³ (1,1 m ³)
960	107" (272 cm)	68" (173 cm)	46" (117 cm)	66" (168 cm)	60 ft ³ (1,7 m ³)
970	119" (302 cm)	68" (173 cm)	46" (117 cm)	66" (168 cm)	70 ft ³ (2 m ³)

Specifications, descriptions and illustrative material in this literature are as accurate as known at the time of publication, but are subject to change without prior notice. Illustrations may include optional equipment and accessories, and may not include all standard equipment.

valmetal.com